

Light efficiency:

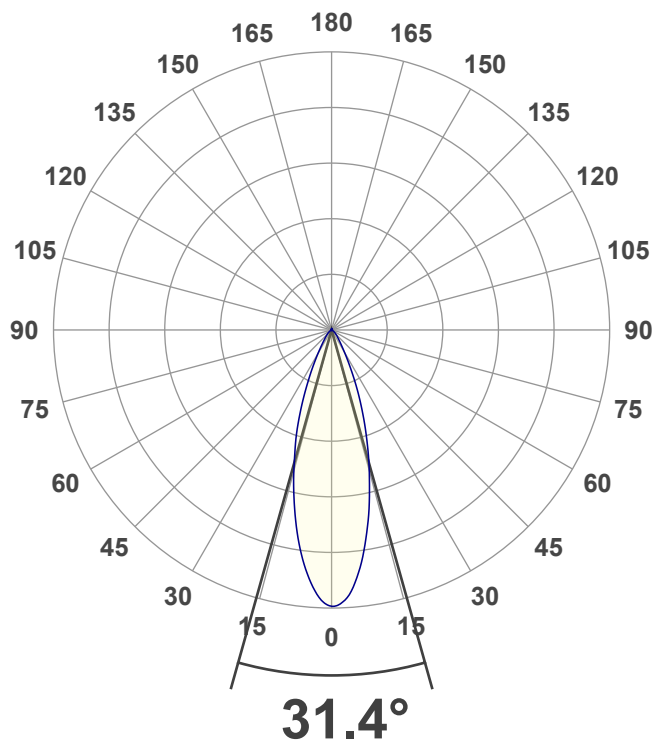
62 Lumen/Watt

Output: 945 lm

Peak: 2439 cd

Power: 15.2 W

PF: 0.99



Product name:

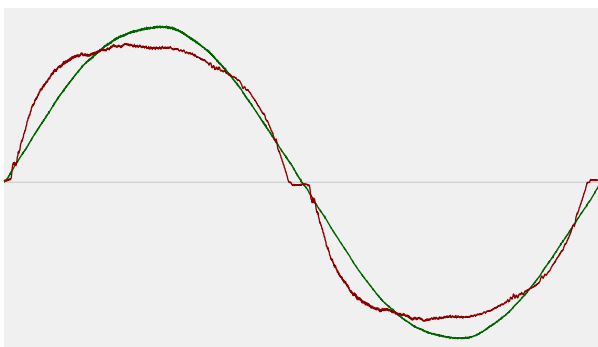
EC2 20DEG 20W

Date and time:

7/18/2023 10:57:16 AM

Beam angle

Power

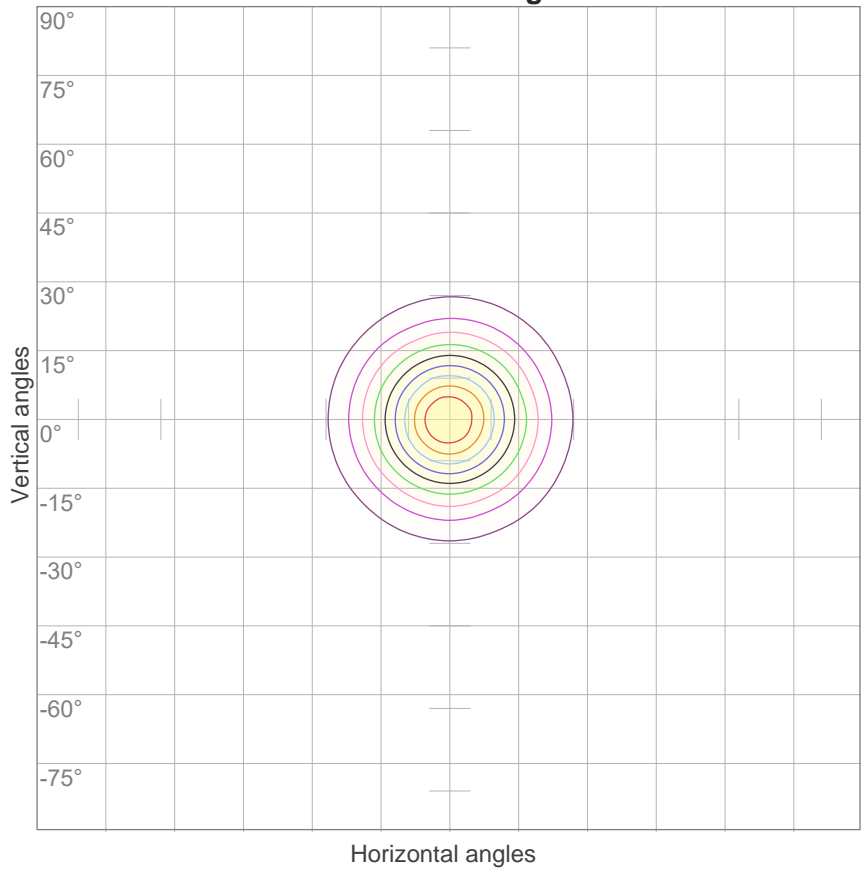


Voltage: 119 V

Current: 0.130 A

ISO Diagrams

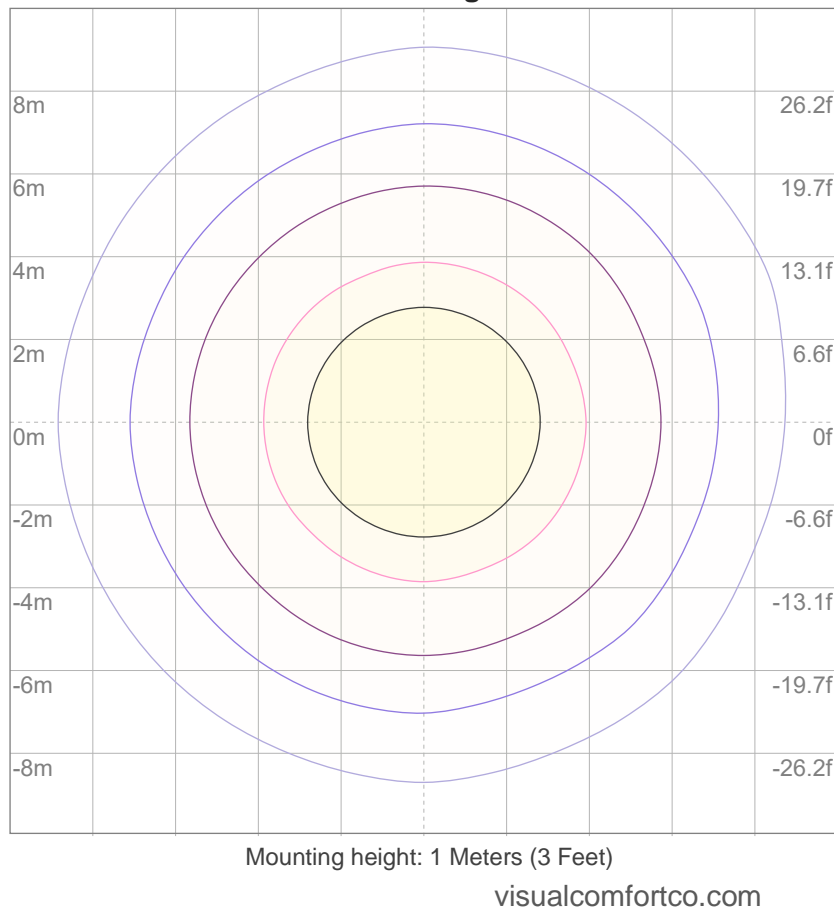
ISO candela diagram



10%	244 cd
20%	487 cd
30%	731 cd
40%	975 cd
50%	1218 cd
60%	1462 cd
70%	1706 cd
80%	1949 cd
90%	2193 cd

Conditions:
Number of c-planes: 16
Candela at center: 2437 cd

ISO lux diagram



3%	73 lx
5%	122 lx
10%	244 lx
30%	731 lx
50%	1218 lx

Conditions:
Number of c-planes: 16
Lux at center: {LUX_1M100} lx

Lux distribution on a surface
when lamp is mounted at 1
meter from the surface.